

A500

Player

Specification v1.4



Overview

A500 is a next-generation 8-port high-performance networking player that runs Android 13 operating system. With seamless operation and robust capabilities, it supports both synchronous display and asynchronous playback output. A500 offers user-friendly control through front-panel knobs and buttons, enabling a flexible program layout with multiple windows. It works with PlayerMaster to edit and publish programs that contain diverse content types, such as videos, pictures, text, tables, clocks, streaming media, web pages, and real-time weather updates. With Wi-Fi connectivity, A500 allows for program management and parameter settings with mobile phones, tablets, and PCs. Cloud monitoring enables automatic alarms and linkage. Furthermore, A500 supports U-disk plug and play and allows for program updates and management through wired network.

As a brand-new playback control system, A500 excels in various scenarios, including corporate exhibition halls, government and enterprise education, hotel lobbies, and commercial advertisements.

Features

System Functionalities

- Utilizes an 8-core chip with 8nm advanced process technology and Android 13 OS, delivering outstanding performance
- Ultra HD video decoding and H.264/H.265/AV1/VP9/AVS2 compliant
- 8K video decoding and playback, or simultaneous decoding and playback of up to four 4K videos
- Outputs through 8 channels of Gigabit Ethernet ports, with a load capacity up to 5.2 million pixels and maximum width of 7680 pixels
- 3×HDMI signal inputs + 1×HDMI signal output
- Simultaneous input of multiple signals; freely splicing and displaying of multiple screens
- 1×SPDIF digital audio output + 1×3.5mm audio jack output
- Accesses network through LAN/Wi-Fi/4G/5G; cloud cluster management (4G/5G module is optional)
- Comes with 64GB storage and expandable U-disk and SSD (up to 2TB)
- Program publishing management as well as screen configuration and debugging
- Monitors ambient parameters such as temperature, humidity, and brightness; automatically adjusts the screen brightness using a light sensor

Smart Control

- U-disk plug and play
- Synchronous playback across multiple screens
- LAN program schedules, supporting command schedules and program schedules
- Monitors ambient parameters and automatically adjusts screen brightness (sensor is optional)
- Remote smart control and management through LAN/Wi-Fi/4G/5G
- Dual-band Wi-Fi supporting both hotspot and client modes

Program Management

- Uses PlayerMaster for comprehensive and flexible program editing
- Supports playback and overlapping of multiple windows; resizes and positions the window as desired
- Abundant media materials, such as pictures, videos, texts, clocks, streaming media, web pages, weather, and more
- Playback of multiple program pages

Parameters

Basic parameters	
Storage	4G DDR + 64GB EMMC
Load capacity	Up to 5.20 million pixels, with maximum width of 7680 pixels or maximum height of 4096 pixels
Supported receiving cards	All series of Colorlight receiving cards
Media playback	
Program window arrangement	Free arrangement and overlapping of windows; playback of multiple program pages
Video file formats	Video decoding up to 8K@60FPS and HEVC, H.264, H263, AV1, VP9, AVS2, MVC, MPEG-4, MPEG-1/2, Google VP8, Google VP9, VC-1, and Motion JPEG compliant
Audio formats	AAC-LC, HE-AAC, HE-AAC v2, MP3, and Linear PCM
Image file formats	Bmp, jpg, png, GIF, WebP, and more
Text file formats	Txt, RTF, doc file, ppt file, xlsx file, and more (*work with PlayerMaster)
Text display	Single-line text, multi-line text, static text, and scrolling text
Multi-window display	Displays videos, pictures and texts, scrolling texts, scrolling pictures, logo, date/time/week, and weather forecast; flexible content display in different areas
Window overlapping	Free overlapping with transparent, opaque, and translucent effects

RTC	Real-time clock display and management
Terminal management and automatic control	
Communication	Accesses the network through LAN, 4G, 5G or Wi-Fi
Program update	Updates programs through U-disk plug and play, wireless network, or USB cable
Device management	Intelligent terminals such as PC, Android, and iOS
Wireless control	Real-time brightness adjustment, sync/async, screen on/off, system parameter configuration, program playback control, program publishing through wireless network
Auto-brightness	Automatically adjusts screen brightness based on time or ambient brightness (sensors sold separately)
LAN schedule	Programs can be played in spot mode and carousel mode, allowing for scheduled brightness adjustment, sleep, wake, restart, and more
Software support	PlayerMaster, LED Assistant, standalone webpage, and ColorlightCloud


Appearance

Front panel



No.	Name	Description
1	LCD	Displays the operation menu and system information
2	Knob	<ul style="list-style-type: none"> Presses to enter the submenu or confirm your selection Rotates to select a menu item or adjust parameters
3	Function buttons	<ul style="list-style-type: none"> ESC: Exits the current operation or back to previous menu Bright: Tunes brightness Black: Blacks the output screen out. The button indicator is steady blue ASYNC: Sets async playback display HDMI 1/HDMI 2/HDMI 3: Clicks the button to switch to the corresponding signal PRESET: Shortcut for preset parameters
4	Power switch	Powers on/off the device.
5	USB 2.0	Connects to mouses, keyboards, USB-disks, or other go-to peripherals
6	SIM	Micro-SIM card slot

Rear panel



Power		
1	AC100-240V~ 50/60Hz	Connects to AC power supply, with built-in fuse
Control		
2	RS232	RJ11 port, connecting to central controller
3	RS485	Connects to sensors or M2 to enable automatic adjustment of screen brightness; monitors and displays parameters such as ambient brightness, smoke, temperature and humidity, and air quality
4	LAN	Gigabit Ethernet port, connecting to wired network
5	USB	USB-A interface; supports USB 3.0 for updating programs through U-disk
6	Type-C	Sets display parameters and publishes programs
Input		
7	HDMI 1	HDMI inputs for HDMI sync signal - Maximum resolution 3840×2160@60Hz
	HDMI 2/3	HDMI inputs for HDMI sync signal - Maximum resolution 3840×2160@30Hz
Output		
8	HDMI2.0	1×HDMI 2.0 output - Maximum resolution 3840×2160@60Hz
9	SPDIF	1×SPDIF audio output
10	AUDIO	3.5mm audio jack for Hi-Fi stereo output

11	1~8	Output through 8 channels of Gigabit Ethernet ports, connecting to the screen receiving card Load capacity: <ul style="list-style-type: none">- Single network port: 650,000 pixels- Total load capacity: 5.2 million pixels
12	Grounding	Grounding interface to protect the equipment

Colorlight Cloud Tech Ltd

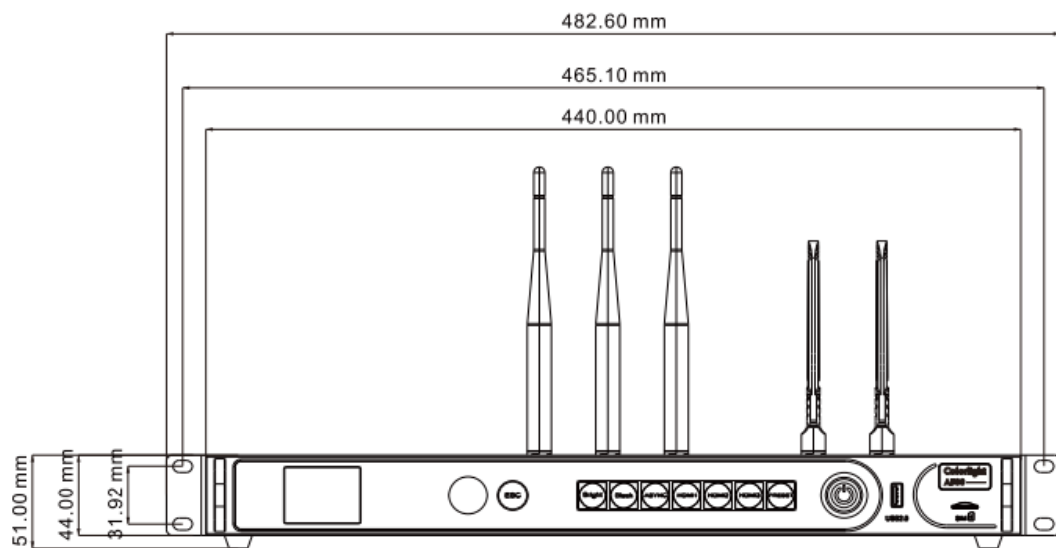
Specifications

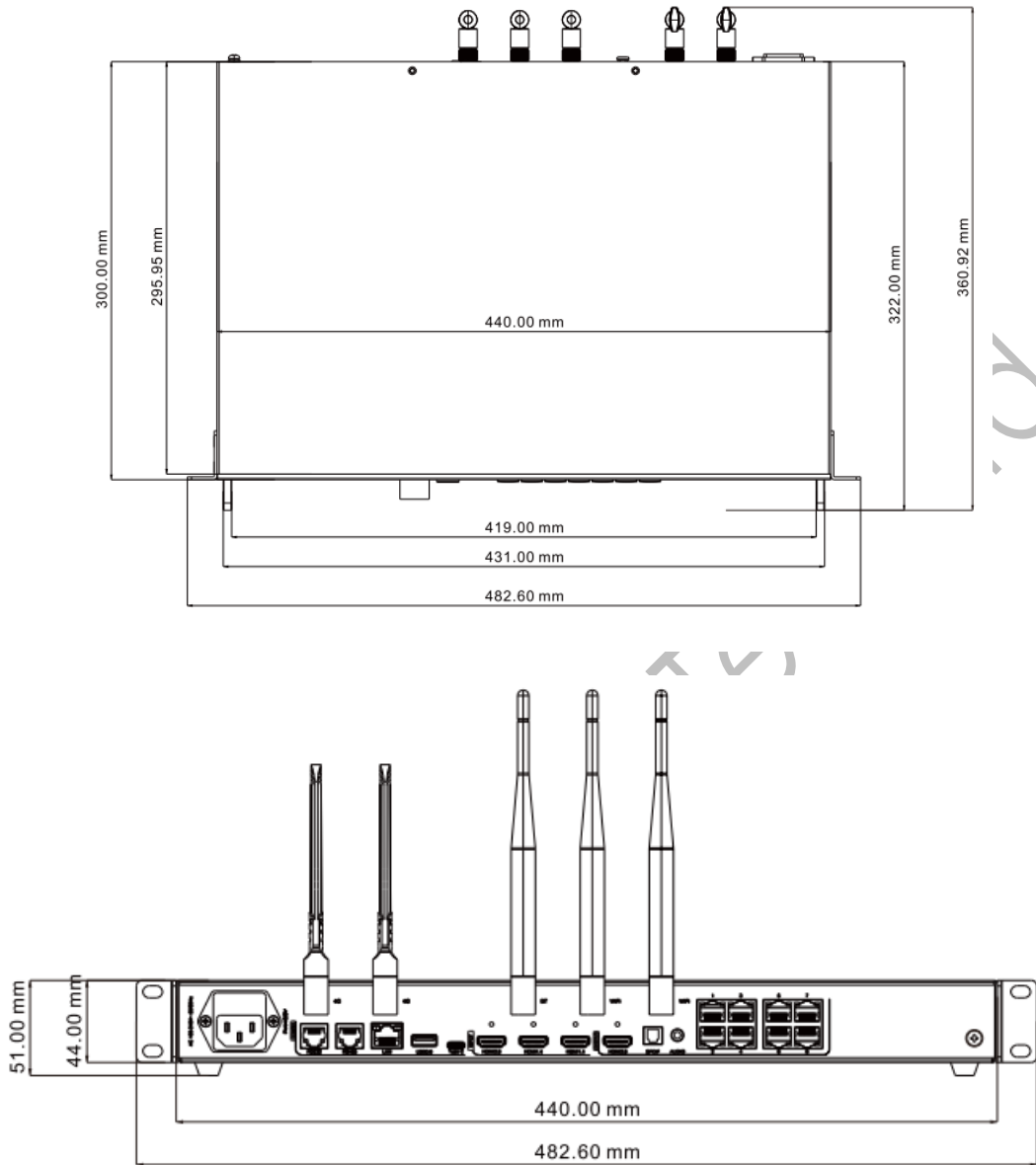
Dimensions (W×H×D)	
Unboxed	482.6mm×51.0mm×360.92mm (w/o antenna and rubber feet)
Electrical requirements	
Power input	AC100-240V
Rated power	50W
Operating environment	
Temperature	-20°C~70°C/-4°F~158°F
Humidity	0%RH-95%RH, non-condensing

Reference Dimensions

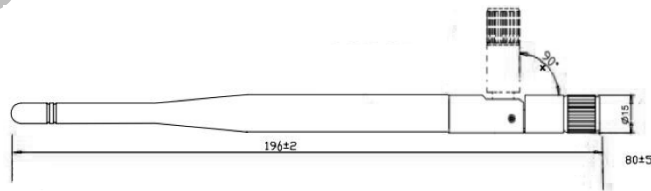
Unit: mm

A500

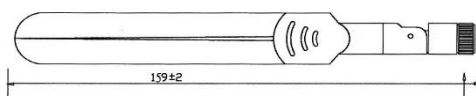




Wi-Fi antenna



4G antenna (optional)



* The images shown are for illustration purposes only. Please refer to the actual product.

Statement

Copyright © 2024 Colorlight Cloud Tech Ltd. All rights reserved.

Without the express written permission of Colorlight Cloud Tech Ltd., no unit or individual may copy, copy, transcribe or translate part or all of the contents of this book. Not to be used for any commercial or profit-making purposes in any form or by any means.

 **Colorlight** The logo is a registered trademark of Colorlight Cloud Tech Ltd.

Without the written permission of the company or the trademark owner, no unit or individual may in any way or for any reason use, reproduce, modify, disseminate, transcribe or infringe all or any part of the above-mentioned trademark, nor may it be bundled with other products. Use sales.

As factors such as product batches and production processes may change, in order to provide accurate product information, specification parameters, and product characteristics in order to match the actual product, the text description and picture effects in the document will be adjusted and revised appropriately. If it is necessary to carry out the above modification and adjustment without prior notice, please refer to the actual product.

Welcome to choose to use the products of Colorlight Cloud Tech Ltd. If you have any questions or suggestions in use, please contact us through official channels, we will try our best to support and listen to your valuable suggestions. For more information and updates, please visit the official website www.colorlightinside.com or scan the QR code.

Service Phone

4008 770 775

Colorlight Cloud Tech Ltd

Official Website: www.colorlightinside.com

Head Office Address: Room 37F-39F, Building 8, Zone A,
Shenzhen International Innovation Valley, Vanke Cloud City,
Nanshan District, Shenzhen, China

