

AX06

AI Media Station

Specification v1.7



Overview

The AX06 is AI Media Station. Equipped with 6 Gigabit Ethernet ports, it handles a maximum load of 3.9 million pixels. It supports multi-layer displays and Dual 4K decoding, along with LAN/WiFi network access for cloud networking management. Additionally, it supports document presentation, video playback, multi-terminal wireless screen casting, infrared touch frames, electronic whiteboards, cameras, microphones, and meeting systems.

Running on the Android 13 system, the AX06 integrates various Android applications and provides synchronous/asynchronous sending functions. Featuring robust interactivity and smart control, it can be mounted on a wall or placed on a desktop without requiring modifications to the screen structure. It is ideal for LED displays in multifunctional classrooms, conference rooms, exhibition halls, lecture halls, and banquet halls, ensuring optimal display performance.

Features

System functions

- 8-core chip with 8nm advanced process technology, delivering outstanding performance
- Up to Dual 4K decoding and H.264/H.265/AV1/VP9/AVS2 compliant
- Android 13 based, supporting third-party app installations
- Colorlight Infi-bit grayscale extension technology
- 6 Gigabit Ethernet port outputs, supporting up to 3.9 million pixels, with a maximum width of 7680 pixels
- 2× HDMI 1.4 signal inputs and 1× HDMI 2.0 signal output
- Multiple HDMI signal layers, supporting picture-in-picture and picture-by-picture
- Annotation upon even external inputs including OPS and HDMI signals
- Support wireless display, multi-terminal wireless screen casting, reverse control
- Compatible with generic infrared touch frames for smooth electronic whiteboard
- Meeting systems compatible with meeting peripherals (Requires third party meeting apps)
- Display preset modes for various scenarios such as presentation, remote meetings, and video playback
- LAN/WiFi for network management
- Embedded file manager for easy management for on-board and USB drive files
- USB drive plug and play or store and play
- Automatic LED brightness adjustment (Optional with ambient light sensor)
- Support 4K UI display
- Powerful AI computing power
- Low power consumption on standby mode
- Fan-less design for ultra-quiet environment, eliminates maintenance of dust buildup and mechanical failure, leading to lower operational costs and less downtime, no wearing out moving parts

Smart Playback and Control


- Infrared/Bluetooth dual mode remote control for flexible and intuitive operation
- File browsing and document editing with a remote control, mouse, or keyboard
- Multi-Platform software control (WebUI, PC PlayerMaster, ColorlightCloud CMS, Mobile phone LED Assistant)
- Playlist assets including videos, images, text, time, and weather, HDMI signals, etc.
- Central control devices via serial port or network

Extensive Connectivity

- 2× HDMI 1.4 inputs
- 1× HDMI 2.0 output
- 6× Ethernet port outputs with a maximum load capacity of 3.9 million pixels
- USB 2.0, USB 3.0, and USB-C ports for connecting peripherals like mouse, keyboard, USB-disk, and camera
- Gigabit Ethernet connection for remote intelligent control and management
- WiFi 6 wireless communication, dual-band and dual-mode (AP and STA)
- Bluetooth 5.2 for connecting Bluetooth remote controls, mice, keyboards, and speakers
- 1× SPDIF output for PCM, Dolby, and DTS audio signals
- 1× 3.5mm audio jack for HiFi audio
- Sensor port for monitoring ambient temperature, humidity, and brightness (Sensors are optional)

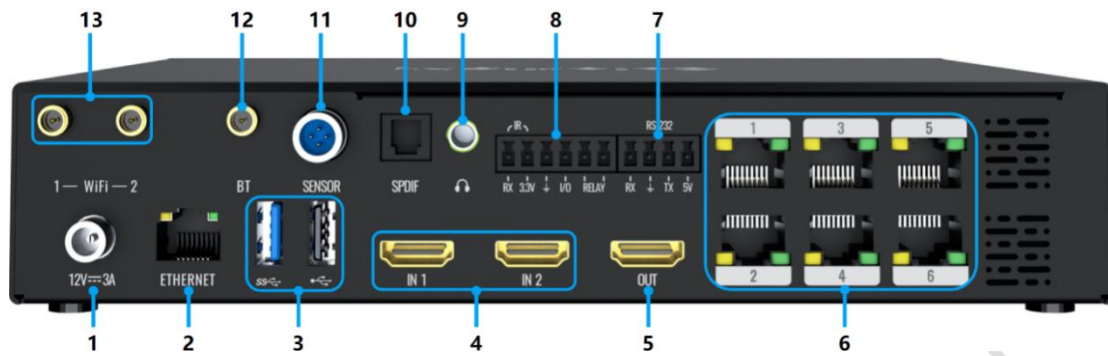
Appearance

Front Panel



No.	Name	Description
1	Infrared Receiver	Receive infrared remote control signals
2	Status LEDs	Solid red: Power supply normal Solid blue: Device running
3	Power Switch	Press: Sleep/Wake Press and hold: Power On/Off
4	USB Type-C	Debugging and setting display parameters. Connect to mouse, keyboard, USB-disk, 4K screen dongle, and other USB devices.

Rear Panel



Power		
1	DC12V/3A	Connect to the power adapter
Control		
2	ETHERNET	Gigabit Ethernet port for wired network connection
3	USB-A	USB 2.0 and USB 3.0 ports for connecting USB devices like USB-disks, mice, and keyboards. Supported USB-disk formats: NTFS, FAT32, and exFAT
7	4-PIN Phoenix	RS232: Connect to central control devices
8	6-PIN Phoenix	1× IR IN: Connect to the infrared receiver for remote control signals 1× I/O: Input/output for programmable control functions 1× RELAY: Connect to the relay to control device switch 1× GND: For ground connection
11	SENSOR	Connect to the sensor to monitor environmental parameters (brightness, smoke, temperature, and humidity)
Input		
4	IN 1 & IN 2	2× HDMI 1.4 Support 1920x1200@60Hz and YUV444 HDCP 1.4/2.2
Output		
5	HDMI 2.0	1× HDMI 2.0, supporting 3840x2160@60Hz and YUV444
6	1~6	6× RJ45 Gigabit Ethernet ports for connecting the screen receivers
9	AUDIO	1× 3.5mm Jack, supporting HiFi audio
10	SPDIF	1× SPDIF, supporting PCM, Dolby, and DTS audio signals
Antenna		
12	BT	Connect to Bluetooth antenna
13	WiFi 1/2	Connect to WiFi antennas

Specifications

Physical	
Device Dimensions (W×H×D)	220mm(8.66")×188mm(7.40")×47mm(1.85") (w/o antennas and mounting bracket)
Package Dimensions (W×H×D)	332mm(13.07")×245mm(9.65")×115mm(4.53")
Storage	
DDR	4GB
EMMC	64GB
Electrical	
Power Supply	DC 12V/3A
Power Consumption	28W
Operating Environment	
Temperature	-20°C(-4°F)~60°C(140°F)
Humidity	0%RH-85%RH, non-condensing
Packing Information	
Packing List	1× AX06 1× Dual Mode Remote controller (IR & BT) 1× HDMI cable 1× Type-C cable 3× Antennas 4× Mounting bracket 1× Power adapter

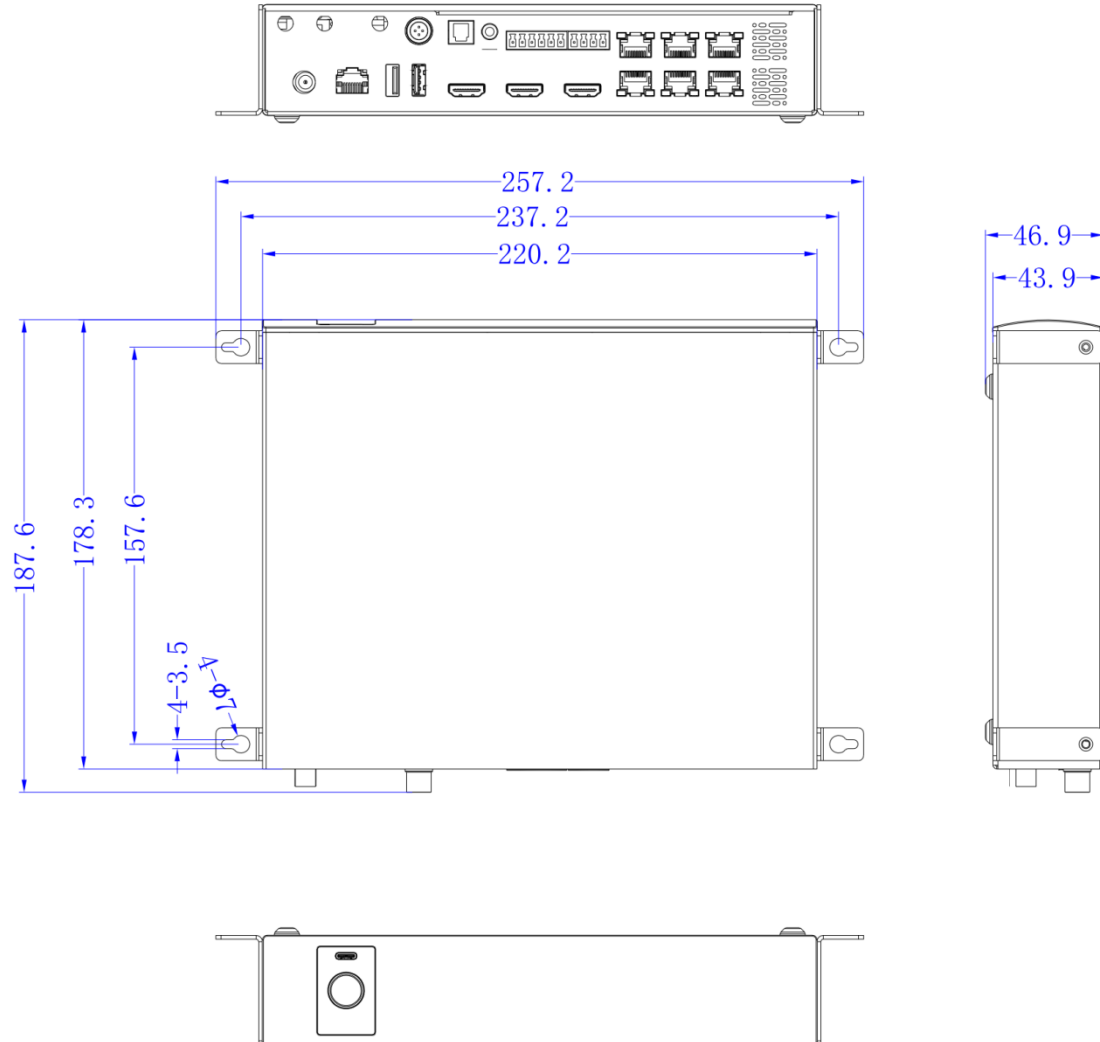
Optional Accessories

Item Code	Description	Note
505010000029	Sixteenth-Screen Wireless Casting Activation Code	By default, single-screen casting is supported. For sixteenth-screen casting, this accessory can be purchased separately.
505010000016	Whiteboard Activation Code	To use the whiteboard feature, please purchase this item separately.
302110000305	2K Screen Casting Dongle	If you need to use a 2K physical screen casting device, you can purchase this item separately. The interface is USB-A.
302110000051	4K Screen Casting Dongle	If you need to use a 4K physical screen casting device, you can purchase this item separately. The interface is USB-C.

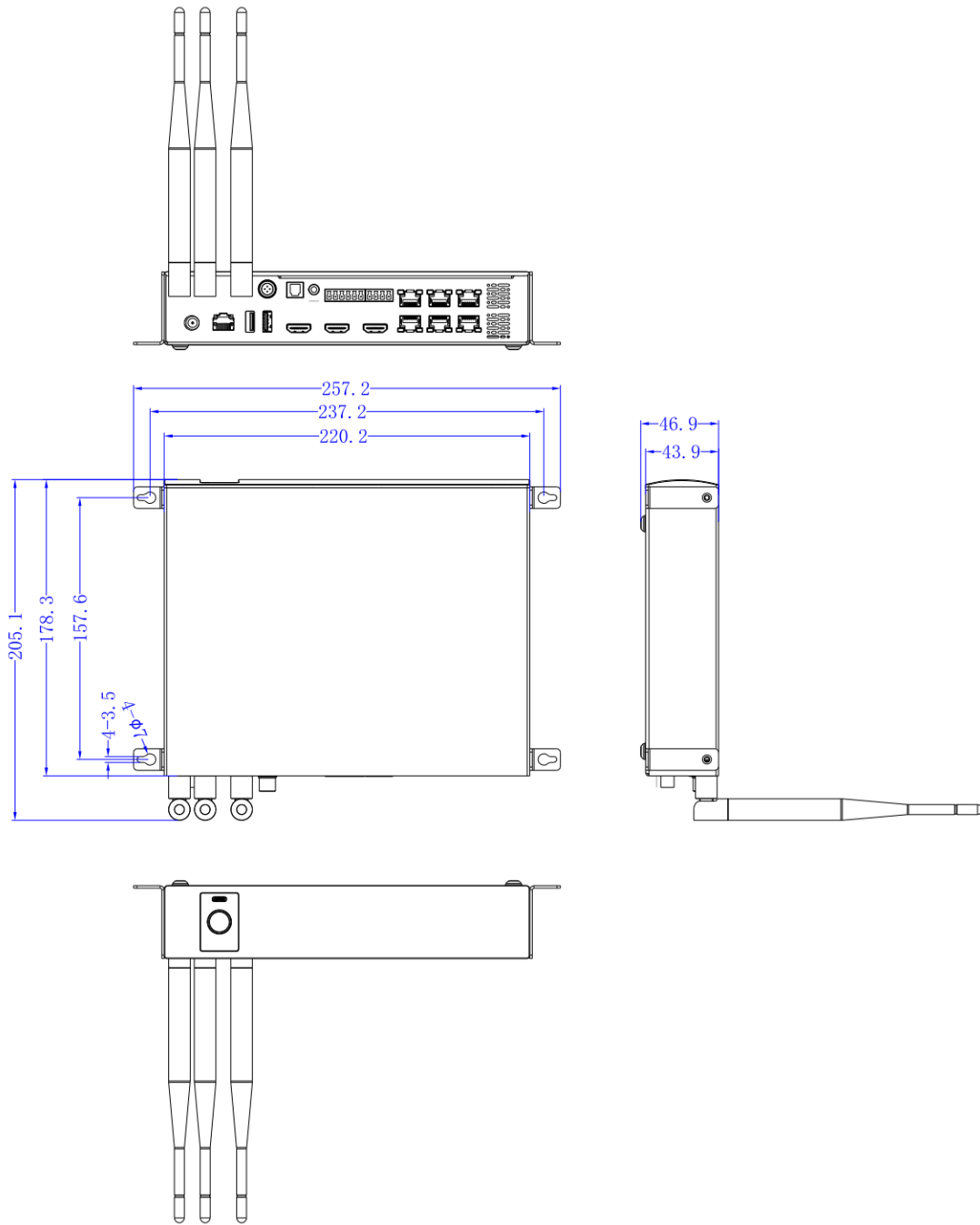
Reference Dimensions

Unit: mm

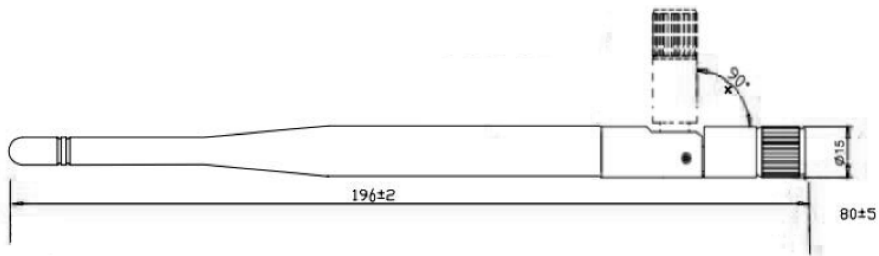
AX06



AX06 with Antennas



WiFi Antenna



*Dimension and weight might vary by configuration and manufacturing process.

Ear Hook Installation Instructions

Prepare Tools and Accessories

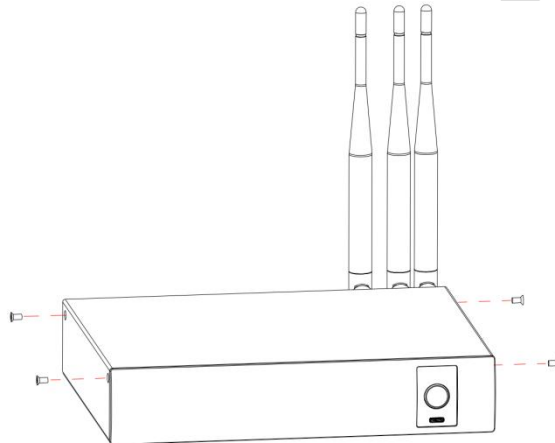
Anti-static wrist strap or anti-static gloves.
Phillips Screwdriver.
Left and right earhooks (4 per unit).

Instructions

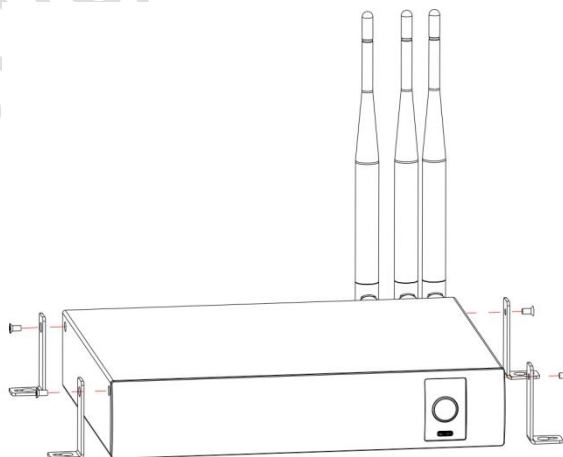
Left and right earhooks are included in the product packaging.
When installing the earhooks, simply remove and reuse the existing screws on both sides of the device. Do not replace them with longer screws to avoid damaging the device.

Operation Steps

1. Wear an anti-static wrist strap or anti-static gloves. If wearing an anti-static wrist strap, ensure that one end is properly grounded and the other end is in good contact with the wearer's skin.
2. Use a Phillips screwdriver to remove the four screws on the left and right sides of the device.



3. Align the rack ear holes with the device screw holes and secure them with screws.



Statement

Copyright © 2025 Colorlight Cloud Tech Ltd. . All rights reserved.

Without the express written permission of Colorlight Cloud Tech Ltd., no unit or individual may copy, copy, transcribe or translate part or all of the contents of this book. Not to be used for any commercial or profit-making purposes in any form or by any means.

 **Colorlight®** The logo is a registered trademark of Colorlight Cloud Tech Ltd.

Without the written permission of the company or the trademark owner, no unit or individual may in any way or for any reason use, reproduce, modify, disseminate, transcribe or infringe all or any part of the above-mentioned trademark, nor may it be bundled with other products. Use sales.

As factors such as product batches and production processes may change, in order to provide accurate product information, specification parameters, and product characteristics in order to match the actual product, the text description and picture effects in the document will be adjusted and revised appropriately. If it is necessary to carry out the above modification and adjustment without prior notice, please refer to the actual product.

Welcome to choose to use the products of Colorlight Cloud Tech Ltd. If you have any questions or suggestions in use, please contact us through official channels, we will try our best to support and listen to your valuable suggestions.

For more information and updates, please visit the official website www.colorlightinside.com or scan the QR code.