

PRODUCT SPECIFICATION

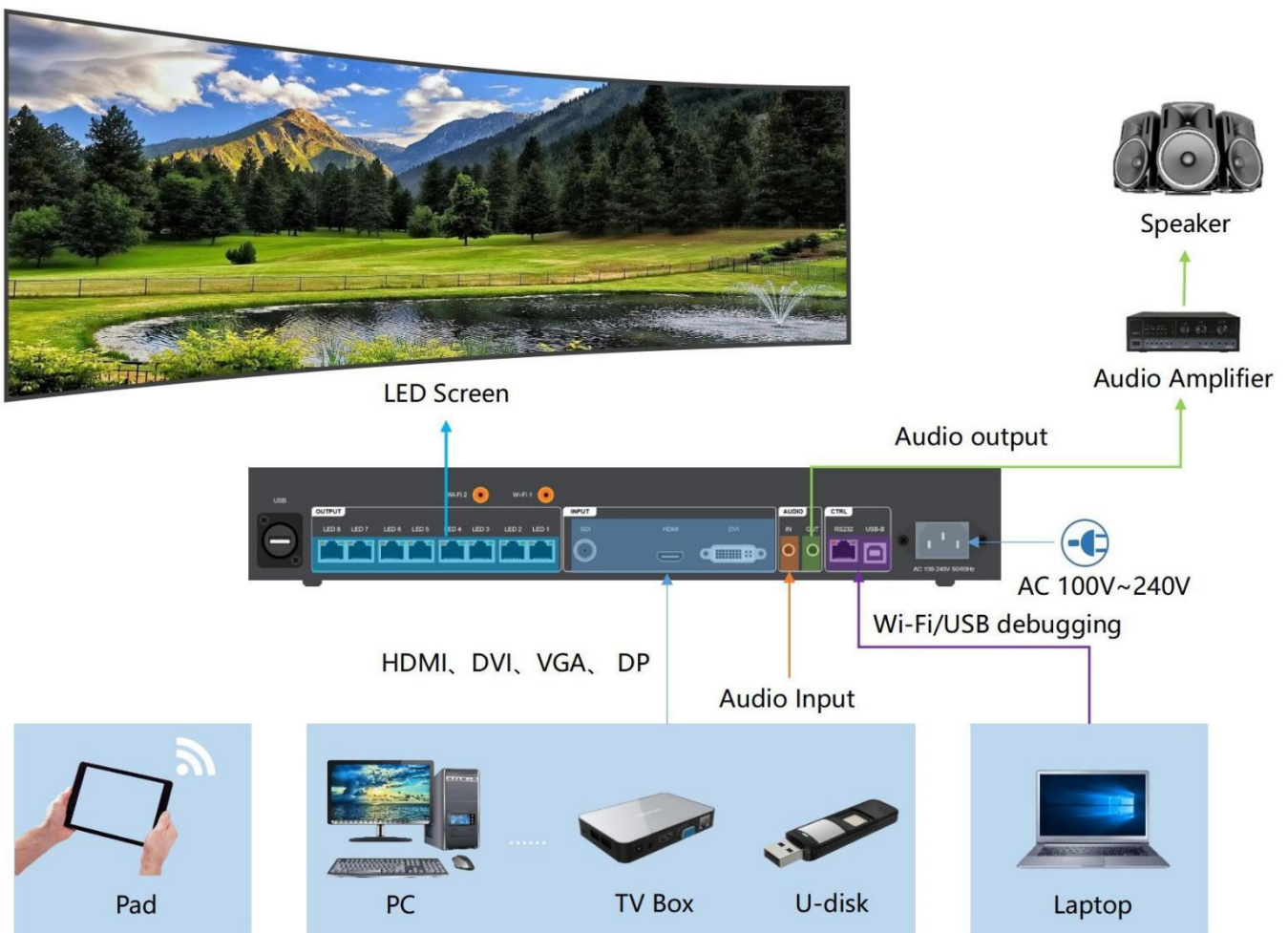
All-in-One Video Processor
HD-VP830-TP

V2.1

1. Overview

HD-VP830-TP is a new architecture 2-in-1 video processor, which integrates traditional video processor and 8-way Gigabit network port output. Support 3-channel signal interface input, supports arbitrary switching of multiple signals, three windows display, which can be used for hotels, shopping malls, conference rooms, exhibitions, studios and other scenes that need to be played simultaneously. In addition, VP830-TP equipped with Wi-Fi function, support mobile APP wireless and computer wireless debugging, support mobile phone/Pad wireless cast screen.

2. Connection Diagram



3. Features

Input

- Support 1*HDMI, 1*DVI, 1*SDI signal input, and them support switch at will.
- 1 channel TRS 3.5mm audio input and HDMI audio input.

Output

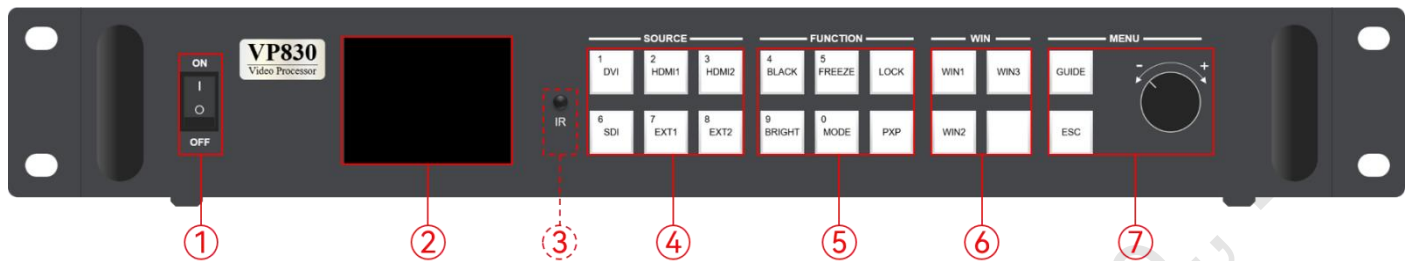
- Standard 8-way Gigabit network output, direct cascade receiving card.
- The maximum loading capacity is 5.2 million pixels, the maximum width is 8192 pixels, and the maximum high is 4096 pixels.
- 1 channel TRS 3.5mm audio output.

Function

- Equipped with Wi-Fi, support mobile APP wireless operate.
- Support IR wireless control.
- Support brightness setting, Key lock function.
- Preset saving and calling of scenarios, support saving 8 user templates.
- Support RS232 centralized management.
- Three-windows display, Support PIP and POP function.


4. Appearance

Front panel:



Key Description		
No.	Key	Description
1	Switch	AC power input switch
2	LCD screen	Display menu, screen parameters and other information, used for debug device
3	IR receiver	Switch signal source, brightness setting, volume adjustment and other functions(optional)
4	SOURCE	Input Source Select keypad, 4 input source port selection buttons, corresponding to the input interface identification on the back panel.
4	FUNCTION	<p>Function keys, the key multiplexing function is digital selection, generally used when setting the resolution.</p> <p>BLACK: when you press BLACK and its indicator will be on, the output screen will be in a black state.</p> <p>BRIGHT: Quickly swap out the shortcut keys of the brightness adjustment menu.</p> <p>MODE: Quickly pop up the preset mode call menu.</p> <p>PXP: Quickly enter the dual picture layout menu</p> <p>FREEZE: Shortcut key for screen freeze.</p> <p>LOCK: Quickly lock the keys to prevent miss operation.</p>
5	WIN	[WIN1]- [WIN3] Button: You can press it to add 1~2 window display, and its indicator means the currently selected window.
6	MENU	<p>Short press the knob [OK] key: it means to enter the main menu or input confirmation.</p> <p>Turn the knob clockwise to increase or the next option, counterclockwise to decrease or the previous option.</p> <p>GUIDE: can quickly switch out the "smart navigation" setting interface.</p> <p>Return key</p> <p>ESC: means to exit the current operation or option.</p>

Rear Panel:



Input interface

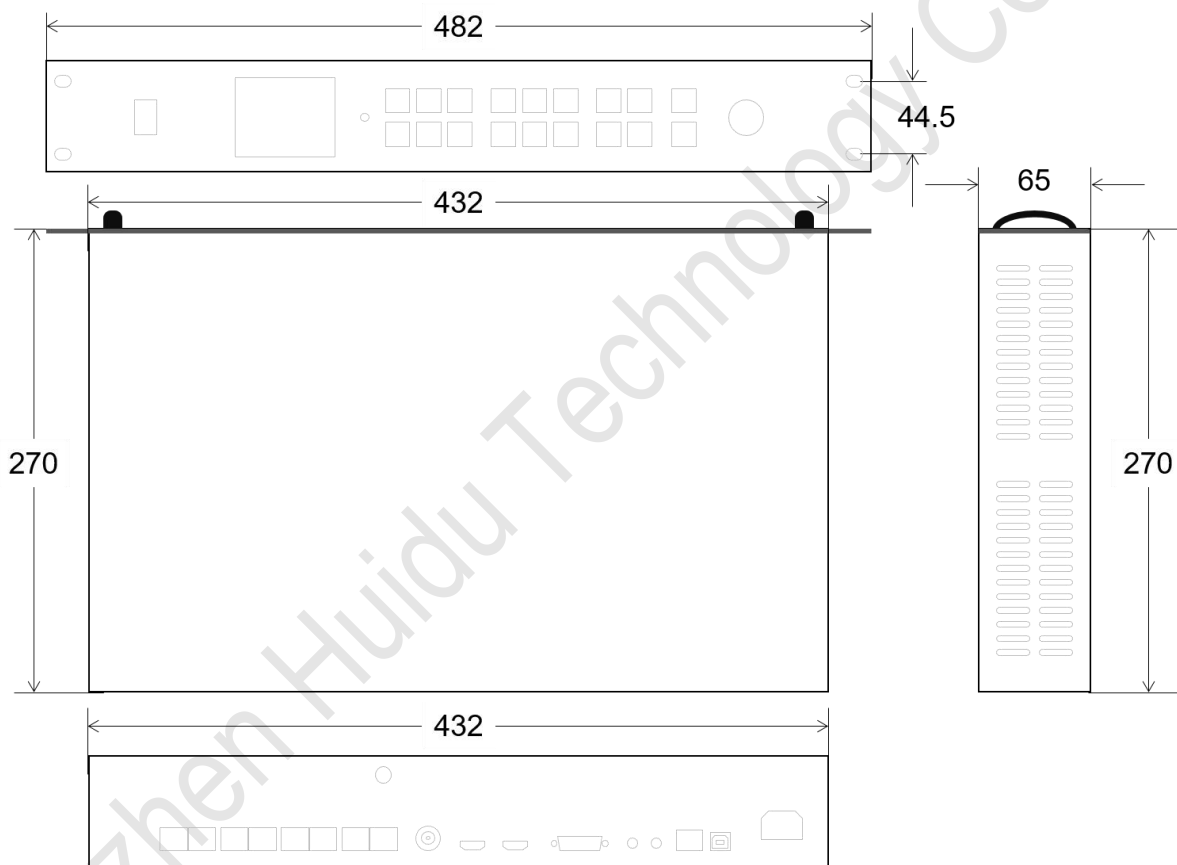
No.	Name	quantity	Description
1	USB	1	USB 2.0, For video/picture playback
3	HDMI	2	HDMI input interface Interface form: HDMI-A Signal standard: HDMI 1.3 backward compatible Resolution: VESA standard, ≤1920x1080@60Hz Support audio input
			DVI
	SDI	1	Interface form: BNC Signal standard: SD-SDI,HD-SDI,3G-SDI Resolution: VESA standard, ≤1920x1080@60Hz
4	AUDIO IN	1	TRS 3.5mm audio input
6	Power	1	AC power interface 100-240V, 50/60Hz

Output interface

No.	Name	quantity	Description
1	LAN output	8	Gigabit Ethernet port Transmission speed 1Gbps, used for cascading receiving cards, transmitting RGB data stream. One Gigabit Ethernet port support loading capacity 655,360 pixels.
3	AUDIO OUT	1	TRS 3.5mm dual channel audio output port Connect audio power amplifier for high-power audio external amplifier

Control interface			
No.	Name	quantity	Description
5	USB-B	1	Connect to the PC, used for debug LED controller
	RS232	1	Connect central control equipment for centralized control
7	Wi-Fi	2	Connect to Wi-Fi antenna to enhance wireless signal

5. Dimension



6. Basic Parameters

Parameters		Parameter Value
Chassis specifications		1.5U
Electrical specifications	power supply	AC 100~240V 50/60Hz
	Power consumption	50W
Work Environment	Operating temperature (°C)	-20 °C ~ 55 °C
	Operating humidity (RH)	20%RH~90%RH (no condensation)
Storage environment	Storage temperature (°C)	-20 °C ~60 °C
	Storage humidity (RH)	10%RH~95%RH (no condensation)
Equipment Specifications	size	W×H×D/482mm×65mm×270mm
	Net weight	3.65kg
Packing specifications	Packing size	W×H×D/515mm×120mm×370mm
	Packing weight	4.8 kg
Packing List	HD-VP830-TP	1PCS
	Power Cable	1PCS
	USB Cable	1PCS
	HDMI Cable	1PCS
	DVI Cable	1PCS
	Wi-Fi ANT	1PCS
	Certificate	1PCS

Illustrate:

1. There may be slight differences between the product pictures in the specification and the physical appearance. If you have any questions, please contact the technical support or salesperson for confirmation.

Version Description

V2.0: Update knew bugs, typography optimized for easier reading.

V2.1: Update packing information.

Shenzhen Huidu Technology Co., Ltd.